

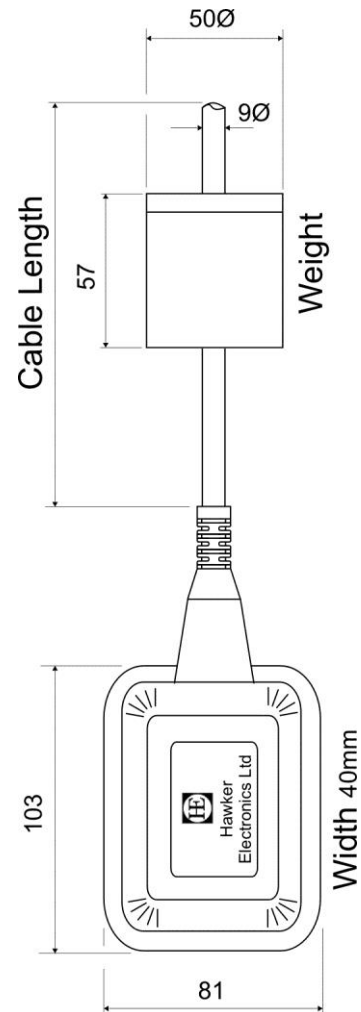


HAWKER

LEVEL CONTROL SYSTEMS

Type HFL7

- Ecologically Friendly
- Polypropylene Housing
- Suitable for Potable Water
- Available in 5,10, or 20m lengths
- Moveable Weight
- Simple to Install
- WRAS Approved (Cert No 1311540)



Operating Principle

The float is suspended from its cable just below the surface of the liquid so that wave effect is negligible. When the liquids reach or leave the float, it tilts and operates its mechanical switch, the angle of the operation being 45° , this can stop or start a pump or operates an alarm.

Two floats are required for control between two levels. They are provided with external ballast to ensure correct tilt operation in any direction.

Although the floats are designed to switch mains, it is preferable to interpose a low voltage power supply with relay such as the Hawker 118 or AC1 wall-mounting units, which switch 5 amps

The single pole double throw micro switch is controlled by a rolling ball and is axially mounted in line with the ballast weight. As the switch tilts contacts are either made or broken to start or stop a pump etc.

If excessive turbulence is expected the cable should be either supported or clipped to the side of the vessel.



HAWKER

TECHNICAL SPECIFICATION

Technical Data

Float chamber material:	Polypropylene
Cable:	3 x 0.75mm ² EPDM sheathed
Contact rating:	5A @ 50V 50Hz (non inductive) (use an interposing level controller to comply with health and safety regulations).
Max submerged depth:	20 metres
Max operative depth:	350mm
Max operating temp:	50°C
S.G. of liquid:	0.9 to 1.3
Weight:	0.7Kg/5m, 1.2Kg/10m, 2.2Kg/20m

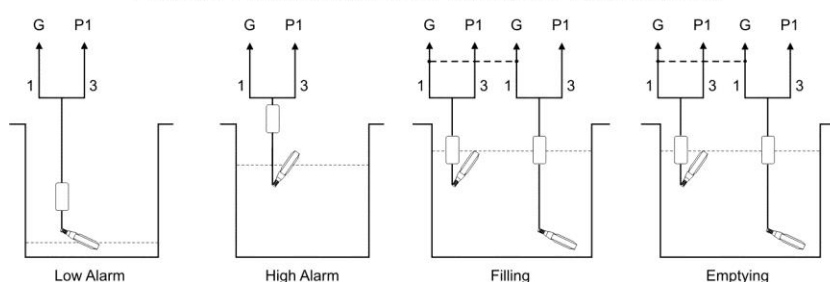
Ordering Information

HFL7/ 0.5m:	5 metre cable
HFL7/10m:	10 metre cable
HFL7/20m:	20 metre cable

Optional mounting brackets:	Type 75/HFL Galvanised Mild Steel bracket with UPVC cable clamp Type 75/SS/HFL Stainless Steel bracket with UPVC cable clamp
-----------------------------	---

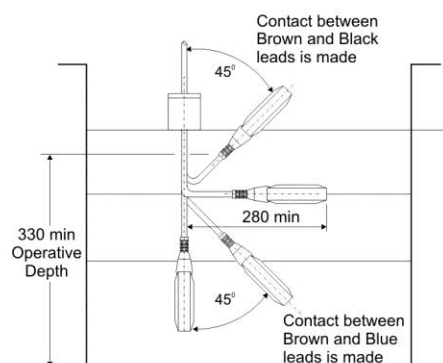
Connection Diagrams

Hawker Electronics Level Controller Connections



Cable Core Colour		Single Float		Dual Float			
		Low Alarm	High Alarm	Filling	Emptying		
Brown (Common)	1	✓	✓	✓	✓	✓	✓
Blue	2						
Black	3	✓	✓	✓	✓	✓	✓

Dimensions, in mm, do not take into consideration any lateral swing of the cable



Operating points are approximate only

This product has been designed and complies to the relevant standards as listed in its certificate of conformity. The installer/user must ensure compliance. The crossed out bin symbol, placed on the product, reminds you of the need to dispose of the product correctly at the end of its life. Because of continuing development we reserve the right to change the specifications without notice

HAWKER ELECTRONICS LTD.

57 The Avenue,
Rubery Industrial Estate,
Birmingham B45 9AL, ENGLAND
Telephone: +44 (0)121-453-8911 Fax: +44(0)121-453-3777
email: info@hawker-electronics.co.uk www.hawker-electronics.co.uk



FM 10000



BRITISH MADE